



Electrolux Compressor Wiring

These instructions detail the necessary steps for attaching the wiring harness to the devices in the control box on the Electrolux Compressor used in RTI refrigerant recycling equipment. It is extremely important to follow these instructions to avoid possible electrical shorts which can damage components or cause a malfunction of the equipment.

1. Run wires through opening in the plastic cover.
2. Slide Collar onto Thermal OverLoad as shown. Large Mounting Tab on Collar must point away from the open end of Thermal OverLoad (Refer to photo at bottom of this page).




3. Attach black wire from Thermal OverLoad to the upper pin on the compressor. Make sure it is pushed onto pin all the way and fits snugly. Make sure it is not pulled loose during the following steps.
4. Press Relay onto two lower pins on the compressor.
5. Attach wire marked X2 to the terminal on relay as shown. This will be the red wire on an RRC750 Gen I or Gen II.



6. Slide Collar to the top of the Thermal Overload. The Alignment Tab must be aligned with the Notch in the OverLoad as shown.


Note: There are two notches in the OverLoad - use the one closest to the Wire Lug.

7. Attach remaining wire of the wiring harness to the Wire Lug on the Overload. This will be the white wire on an RRC750 Gen I or Gen II.




560-80242-00


- Slide Large Mounting Tab on Collar into the Slot in the plastic cover.



- Position all three wires in the entry slot of the plastic cover as shown. Do not place any of the wires in the left slot or the Restraint Lever will not close.
- Close Restraint Lever.




- Install Cover by inserting two Tabs into slots and sliding Pin into Slot as shown.



560-80242-00

12. Snap Metal Clip into slots on the top and bottom of the metal bracket.



RTI Technologies, Inc
4075 East Market Street
York, Pennsylvania 17402 USA
Phone: 717-840-0678
Fax: 717-755-8304
Web-site: www.rtitech.com
E-mail: tech@rtitech.com

560-80242-00